

Fase 1	Plot area m2
Villa 2	823,68 m2
Villa 4	826,15 m2
Villa 6	1004,02 m2

Fase 2	Plot area m2
Villa 1	815,90 m2
Villa 3	812,71 m2
Villa 5	812,11 m2
Villa 7	1001,44 m ²

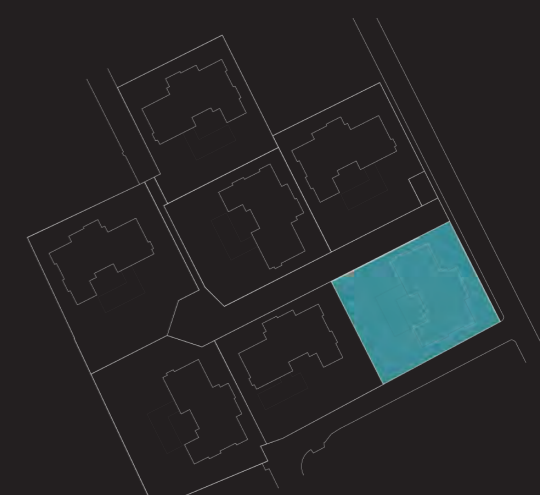


VILLA 2


PLOT AREA
823,68 m²

BUILT AREA

GROUND FLOOR	414,38	m ²
ENCLOSED AREA	113,31	m ²
COVERED AREA	94,65	m ²
COVERED GARAGE	34,06	m ²
TERRACES	74,14	m ²
POOL	56,41	m ²
WALK AND CAR ACCESS	41,81	m ²
FIRST FLOOR	177,14	m ²
ENCLOSED AREA	118,09	m ²
COVERED AREA	37,11	m ²
TERRACES	21,94	m ²
BASEMENT	182,56	m ²
ENCLOSED AREA	165,19	m ²
COURTYARD	17,37	m ²
TOTAL	774,08	m ²
GARDEN	409,3	m ²
SOLARIUM (OPTIONAL)	139,85	m ²
ENCLOSED AREA	4,08	m ²
COVERED AREA	37,37	m ²
TERRACES	82,84	m ²
POOL	15,56	m ²



GROUND FLOOR





VILLA 2

PLOT AREA
823,68 m²

BUILT AREA

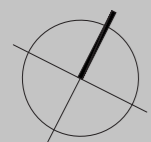
GROUND FLOOR	414,38 m ²
ENCLOSED AREA	113,31 m ²
COVERED AREA	94,65 m ²
COVERED GARAGE	34,06 m ²
TERRACES	74,14 m ²
POOL	56,41 m ²
WALK AND CAR ACCESS	41,81 m ²

FIRST FLOOR	177,14 m ²
ENCLOSED AREA	118,09 m ²
COVERED AREA	37,11 m ²
TERRACES	21,94 m ²

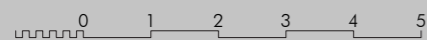
BASEMENT	182,56 m ²
ENCLOSED AREA	165,19 m ²
COURTYARD	17,37 m ²

TOTAL	774,08 m ²
GARDEN	409,3 m ²

SOLARIUM (OPTIONAL)	139,85 m ²
ENCLOSED AREA	4,08 m ²
COVERED AREA	37,37 m ²
TERRACES	82,84 m ²
POOL	15,56 m ²



FIRST FLOOR



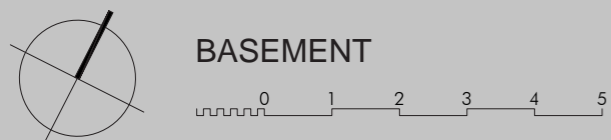
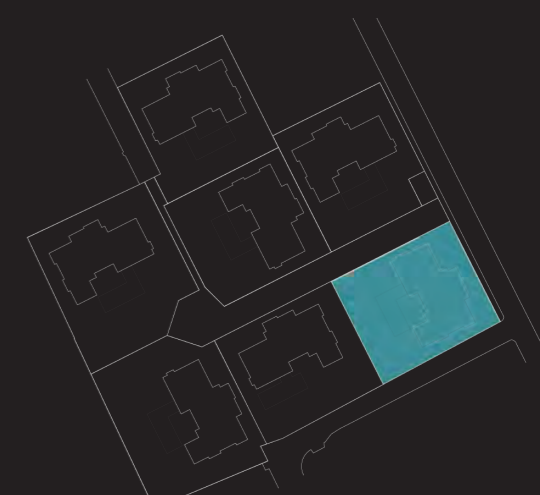


VILLA 2

PLOT AREA
823,68 m²

BUILT AREA

GROUND FLOOR	414,38	m ²
ENCLOSED AREA	113,31	m ²
COVERED AREA	94,65	m ²
COVERED GARAGE	34,06	m ²
TERRACES	74,14	m ²
POOL	56,41	m ²
WALK AND CAR ACCESS	41,81	m ²
FIRST FLOOR	177,14	m ²
ENCLOSED AREA	118,09	m ²
COVERED AREA	37,11	m ²
TERRACES	21,94	m ²
BASEMENT	182,56	m ²
ENCLOSED AREA	165,19	m ²
COURTYARD	17,37	m ²
TOTAL	774,08	m ²
GARDEN	409,3	m ²
SOLARIUM (OPTIONAL)	139,85	m ²
ENCLOSED AREA	4,08	m ²
COVERED AREA	37,37	m ²
TERRACES	82,84	m ²
POOL	15,56	m ²



BASEMENT

0 1 2 3 4 5



VILLA 2

PLOT AREA
823,68 m²

BUILT AREA

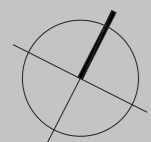
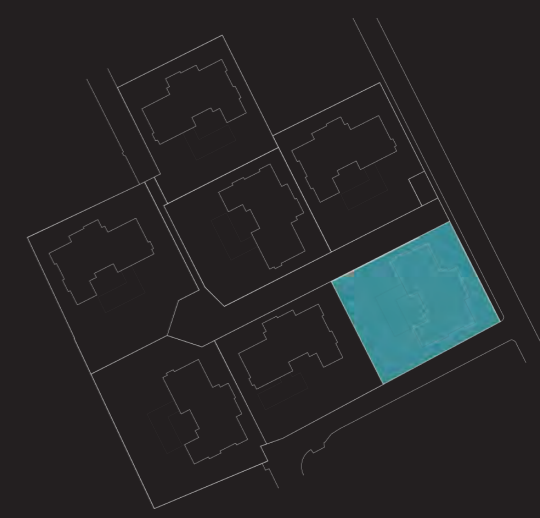
GROUND FLOOR	414,38	m ²
ENCLOSED AREA	113,31	m ²
COVERED AREA	94,65	m ²
COVERED GARAGE	34,06	m ²
TERRACES	74,14	m ²
POOL	56,41	m ²
WALK AND CAR ACCESS	41,81	m ²

FIRST FLOOR	177,14	m ²
ENCLOSED AREA	118,09	m ²
COVERED AREA	37,11	m ²
TERRACES	21,94	m ²

BASEMENT	182,56	m ²
ENCLOSED AREA	165,19	m ²
COURTYARD	17,37	m ²

TOTAL	774,08	m ²
GARDEN	409,3	m ²

SOLARIUM (OPTIONAL)	139,85	m ²
ENCLOSED AREA	4,08	m ²
COVERED AREA	37,37	m ²
TERRACES	82,84	m ²
POOL	15,56	m ²



SOLARIUM (Optional)

